

Xpelair Slimline SL150 & SG150HP

Slimline, wafer thin axial extract fans



SL150



SG150HP

Key Features

- Maximum fan performance 150mm (60 l/s)
- SG150HP features integral electro-thermal shutter (58mm projection) and comes complete with external grille
- Quick clamp fixing for ease of installation on SL models - no traditional screw and raw plug fixing required
- IPX4 rated

Models

SL150

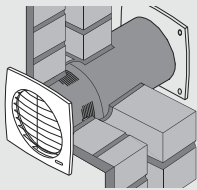
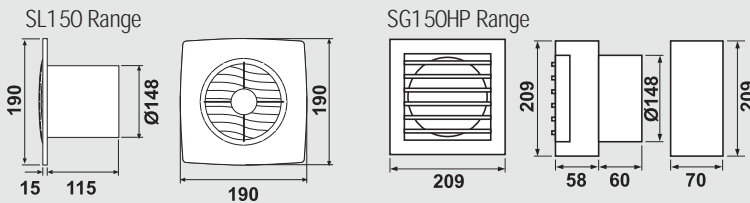
SL150HP

Accessories and Controllers

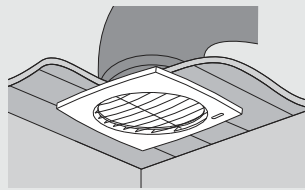
Window Kit SLGK

The Range

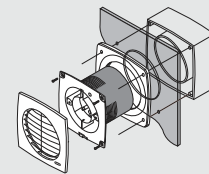
Slimline SL150 fans are white in colour and are ideal for domestic bathrooms, shower rooms, toilets and other small rooms. With an internal projection of only 10mm, the 150mm Xpelair Slimline unit is one of the lowest profile bathroom fans available offering performance and style (SG150HP internal projection of 58mm). QuickClamp fixings make traditional wall plug and screw fixings a thing of the past



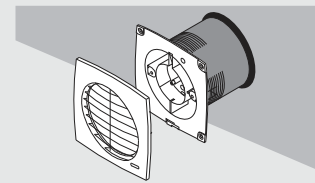
Wall mounting
Hole diameter = 150mm (SL150)



Ceiling mounting
Hole diameter = 150mm (SL150)



Window mounting
Hole diameter = 150mm (SL150)



Ducted applications
Hole Diameter = 150mm (SL150)
Duct Diameter = 150mm (SL150)

Product Selector	SL150	SG150HP
Reference number	91 229AW	92349AW
Speeds	4	Variable
Trickle ventilation facility	■	
Electrical power rating (W)	35	38
IP rating	IPX4	IPX2
Weight (kg)	0.9	1.5
Extract performance (FID, m ³ /h)	218	218
Extract performance (FID, l/s)	60	60
Sound pressure level (dB(A)@ 3m)	43	43
Guarantee (years)	1	1