

Xpelair XIM

Inline mixed f/w extract fans for domestic ducted applications



The Range

Available in three sizes, the Xpelair XIM range of plastic mixed f/w units offers duties for a wide range of ducted applications. Larger units have two speeds. All models come complete with a convenient mounting cradle which makes installation or subsequent inspection simple. The terminal box is easily accessible simplifying the electrical connection. XIM units are either IPX2 or IPX4. Those rated IPX4 can be used in wet room ducted applications.

Key Features

- All models supplied with convenient installation mounting cradle
- Lubricated for life, maintenance free motors with thermal cut-out protection
- IPX4 rated (except XIM100T - IPX2 Rated)

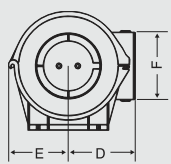
Models

XIM100+
plus two speed model
(53 l/s - 70 l/s)

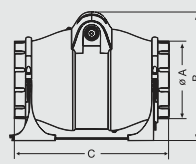
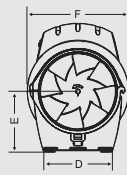
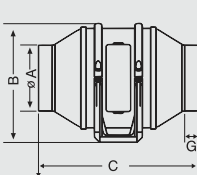
XIM150
standard two speed model
(99 l/s - 132 l/s)

XIM 200
standard two speed model
(166 l/s - 235 l/s)

XIM100/100+/125



XIM150/200



Dimensions (mm)

Model	ØA	B	C	D	E	F	G
XIM100+	98	217	262.4	100	100	168.3	21.3
XIM150	147	244	293.4	130	115	192.3	21.3
XIM200	197	278.5	363.6	142	140	230.2	51.5

Product Selector	XIM100+	XIM150	XIM200
Reference number	91254AW	91256AW	91258AW
Speeds	2	2	2
Max electrical power rating (W)	25	80	75
Duct size (mm)	100	150	200
IP rating	IPX4	IPX4	IPX4
Weight (kg)	2.1	3.2	4.5
Max extract performance (FID m ³ /h)	251	476	845
Mn extract performance (FID m ³ /h)	190	358	599
Max extract performance (FID l/s)	70	132	235
Mn extract performance (FID l/s)	53	99	166
Max sound pressure level (dB(A)@ 3m)	22	39	39
Guarantee (years)	1	1	1